


HT72-18X(PD)-F

NEW

Large wafer


535W/540W

545W/550W/555W



- Module Efficiency: 21.4%
- No. of Cells 144(6×24)
- Weight 32.5kg
- Dimensions 2285mm×1134mm×35mm
- monocrystalline 182×91mm

MULTIWAY+



Shanghai Aerospace Automobile Electromechanical Co., Ltd.
Website: www.ht-saae.com
E-mail: pvmarketing@ht-saae.com



Factory:
Lianyungang Shenzhou New Energy CO., Ltd.
Turkey HT Solar Energy Joint Stock Company



Half cut cell technology can reduce the internal power loss and improve component overall power. Excellent heat dissipation avoids hot spot production.



The optimized number and width of main gate lines, Maximize the light receiving area of components and Reduce component power consumption.



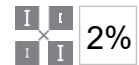
Designed for high voltage systems of up to 1500 VDC, increasing the string length of solar systems and saving on BoS costs

12Ys

Products warranty

30Ys

Warranty on power output



All the modules are sorted and packaged by amperage, reducing mismatch losses and maximizing system output.

EL

Microcrack resistant Double glass structure enhance reliability, triple EL tested of high quality control.

5W

Positive tolerance 0/+5w guaranteed




Entire module certified to with stand extreme wind(2400 Pa) and snow loads (5400 Pa)

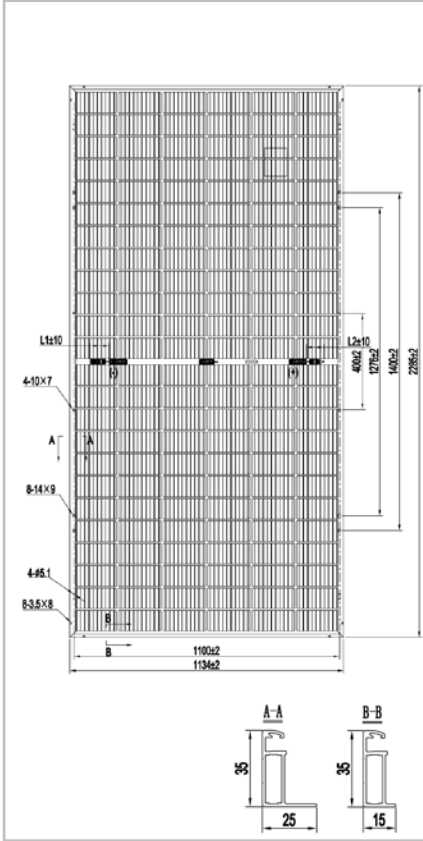
Anti PID

PID resistant

Comprehensive and first-rate certification system

IEC 61215:2016, IEC 61730:2016 Latest Standard ISO 9001, ISO 14001 and ISO 45001, meeting the highest international standards Strict quality control





Electrical Characteristics (STC)

Module Type	HT72-18X(PD)-F				
Maximum Power(Pmax)	535W	540W	545W	550W	555W
Open Circuit Voltage(Voc)	49.35V	49.50V	49.65V	49.80V	49.95V
Short Circuit Current(Isc)	13.83A	13.90A	13.95A	14.00A	14.07A
Maximum Power Voltage(Vmp)	41.50V	41.65V	41.80V	41.95V	42.10V
Maximum Power Current(Imp)	12.90A	12.97A	13.05A	13.12A	13.20A
Module Efficiency	20.6%	20.8%	21.0%	21.2%	21.4%
Power Tolerance	0 ~ +5W				
Maximum System Voltage	1500V DC(IEC)				
Maximum Series Fuse Rating	25A				
Operating Temperature	-40°C to +85°C				

* STC: AM 1.5, Irradiance 1000W/m², module temperature 25°C

Electrical Characteristics (NMOT)

Module Type	HT72-18X(PD)-F				
Maximum Power(Pmax)	398W	402W	405W	409W	413W
Open Circuit Voltage(Voc)	46.77V	46.92V	47.06V	47.20V	47.34V
Short Circuit Current(Isc)	11.16A	11.22A	11.26A	11.30A	11.36A
Maximum Power Voltage(Vmp)	39.33V	39.48V	39.62V	39.76V	39.90V
Maximum Power Current(Imp)	10.12A	10.18A	10.22A	10.29A	10.35A

* NMOT: Irradiance 800W/m², ambient temperature 20°C, wind speed 1m/s

Temperature Coefficient of Pmax	γ (Pm)	-0.33%/K
Temperature Coefficient of Voc	β (Voc)	-0.26%/K
Temperature Coefficient of Isc	α (Isc)	0.042%/K

Solar Cells Monocrystalline 182× 91mm

No. of Cells 144 (6×24)

Dimensions 2285mm×1134mm×35mm

Weight 32.5kg

Front Glass High transmission tempered glass

Frame Anodized aluminum alloy

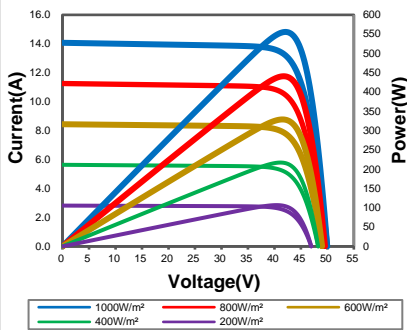
Junction Box IP68

Cable 4mm²(IEC) Length: (+) 200mm, (-) 300mm

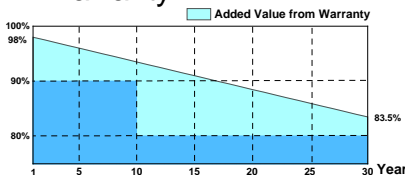
Connectors MC4 / MC4 Compatible

Packaging Configuration 31 pcs/box: 620 pcs/ 40' HQ Container

IV Curves



Warranty



12-year product warranty*

30-year warranty on power output*

* Specific information is referred to the product quality guarantee

*The module recycling should be carried out by the professional institutions at the end of module life cycle

*Copyright©2022V1 Plus Specifications are subject to change without further notification